

# The Room-by-Room HomeFit Tour

Now it's time to learn about the design elements and safety features that help make a home livable for everyone.


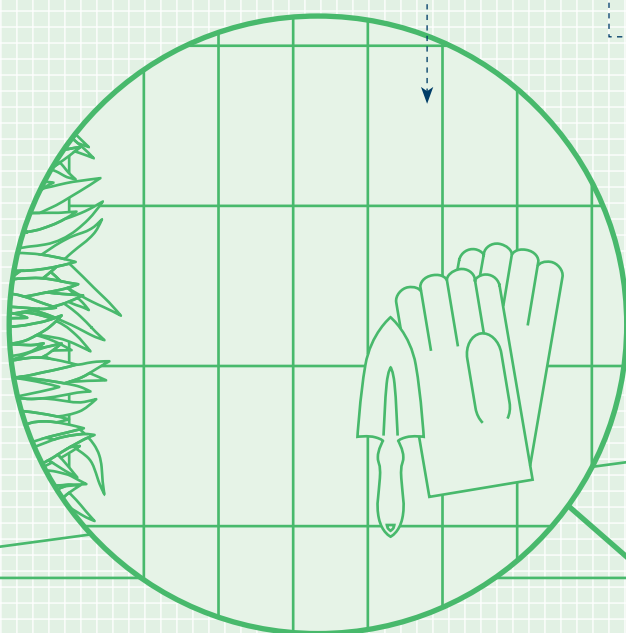
## In a "HomeFit" home ...

- The address number is visible from the street so emergency responders can locate the home
- Exterior pathways are free of holes, loose bricks, uneven pavement, leaves, moss, mold or other slipping hazards

1234

## In a "HomeFit" home ...

- Entrances (inside and out) are free of clutter
- There is a no-trip doorway threshold
- There are handrails on both sides of all steps and stairways



# Entrances and Exits

## In a "HomeFit" home ...

- Doorways are at least 36" wide, or made that wide by installing swing-away or swing-clear hinges to make use of the entire doorway opening (see page 15 for a picture of the hinges)

## In a "HomeFit" home ...

- There is exterior lighting at all entrances
- Outdoor light fixtures have sensors to automatically turn lights on at dusk and off at dawn and/or when motion is detected
- The entrance door has a peephole, viewing panel or security technology for seeing who is outside
- The entrance door has a secure slide latch or chain inside so you can speak to someone outside without fully unlocking and opening the door
- Doors have lever-style handles, which are easier to use than doorknobs

## In a "HomeFit" home ...

- There's a bench or table near the entrance door for placing packages while locking or unlocking the door

### A Special Message to Renters

Many of the HomeFit Guide's suggestions are doable even if you don't own the house or apartment where you live. For changes that will require some remodeling or installation work, you may need to seek permission from the property owner.

# The Kitchen

## In a "HomeFit" home ...

- ❑ The cabinetry is easy to access
- ❑ There's pull-out cabinetry or shelves beneath counters and Lazy Susans in corner cabinets

## In a "HomeFit" home ...

- ❑ There's suitable task lighting for the sink, stove and other work areas
- ❑ The kitchen has a lever-, touch- or sensor-style faucet rather than one with turn-style knobs or handles
- ❑ The sink faucet is pressure-balanced, temperature-regulated and kept at or below 120°F

## In a "HomeFit" home ...

- ❑ The cabinets and drawers have easy-to-grasp D-shaped pulls and handles rather than knobs
- ❑ The floor is not polished with a slippery wax

### In a "HomeFit" home ...

- The stove or cooktop controls are near the front of the device so the cook doesn't need to reach over the flame or hot pots. (For the safety of small children who may visit the home, look for controls that can be temporarily locked or removed.)
- The controls for the stovetop are easy to see (by being colored, backlit, etc.)
- The kitchen has a surface where a person can work while seated. (This can be achieved by using a table, installing a pull-out work surface or, sometimes, by removing lower cabinet doors and shelves.)

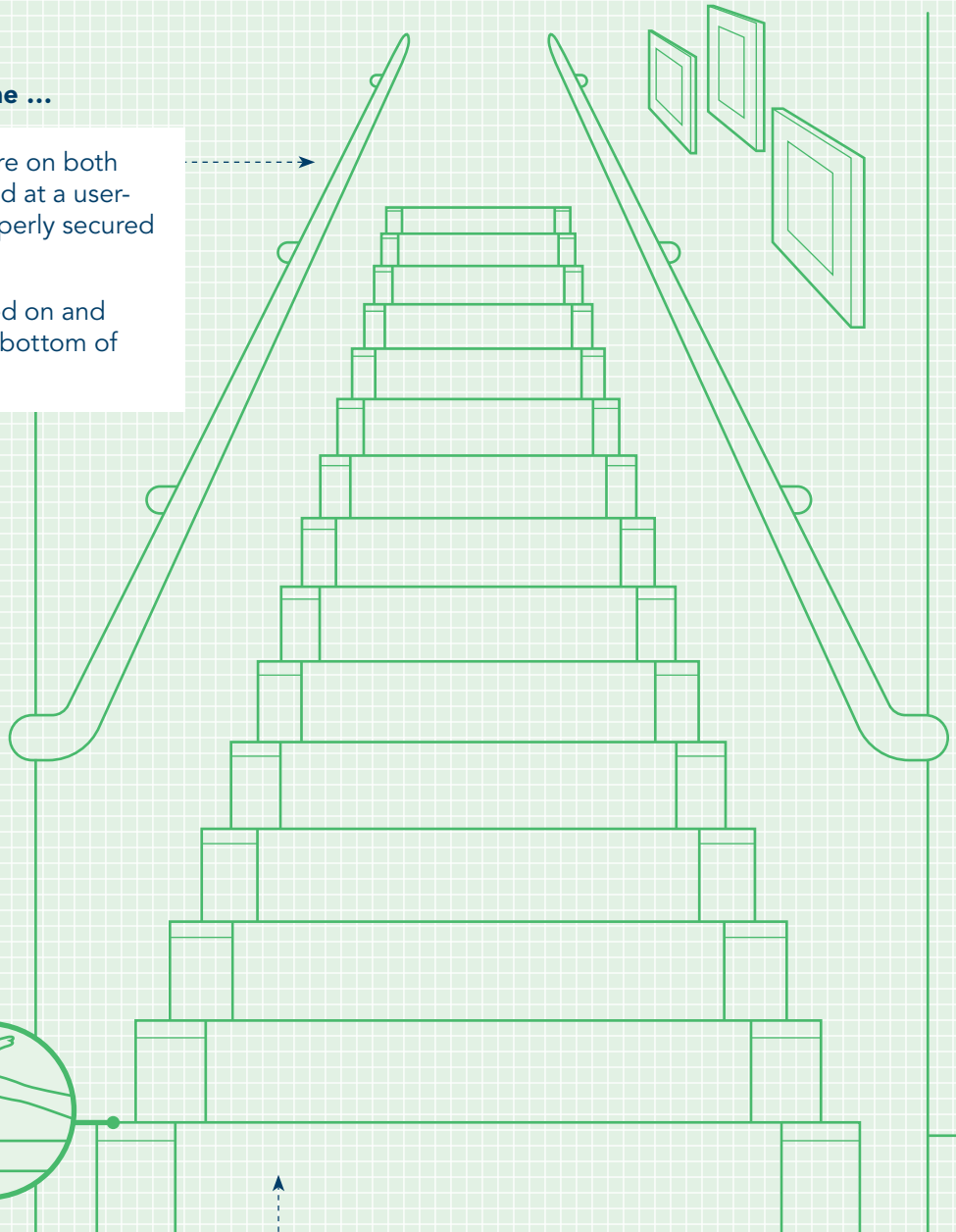
### In a "HomeFit" home ...

- A lightweight, easy-to-use ABC-rated fire extinguisher is in an easy-to-reach place

# Steps and Stairways

## In a "HomeFit" home ...

- ❑ Safe and secure handrails are on both sides of stairs and are placed at a user-appropriate height and properly secured to the walls
- ❑ Stairway lights can be turned on and off at both the top and the bottom of the stairs



## In a "HomeFit" home ...

- ❑ Exterior and interior stair treads are in good condition with no weak or missing steps, loose bricks, raised nail heads, open backs, etc.
- ❑ Uncarpeted steps feature a nonslip surface such as adhesive strips


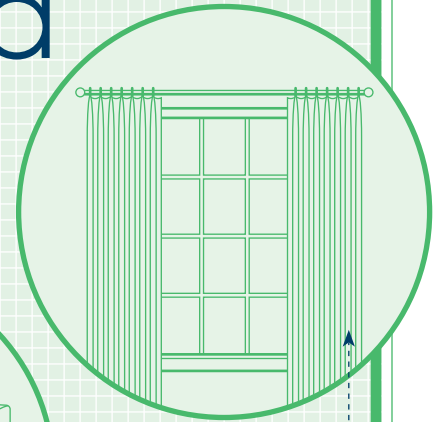
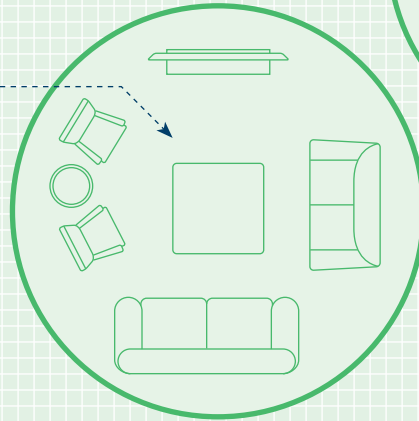
## In a "HomeFit" home ...

- ❑ Automatic night-lights are plugged into outlets near steps and staircases
- ❑ All stairs are clear of clutter
- ❑ Carpeted steps feature a tightly placed, woven low-pile carpet with thin padding. (If the carpet is patterned, the pattern isn't so busy that it makes the steps difficult to see.)

# Living Room and Bedroom

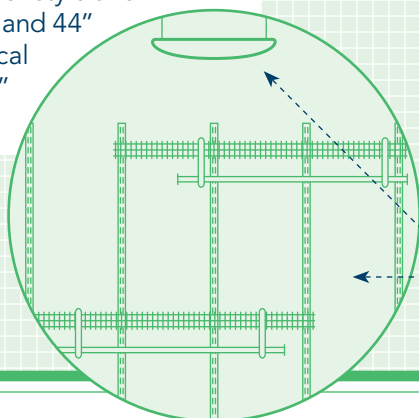
## In a "HomeFit" home ...

- Furniture is arranged to allow for clear, wide passageways



## In a "HomeFit" home ...

- Electrical and phone cords are placed out of the way and along the wall to prevent anyone tripping
- Light switches are rocker-style and installed between 36" and 44" from the floor, electrical outlets are placed 18" to 24" from the floor



## In a "HomeFit" home ...

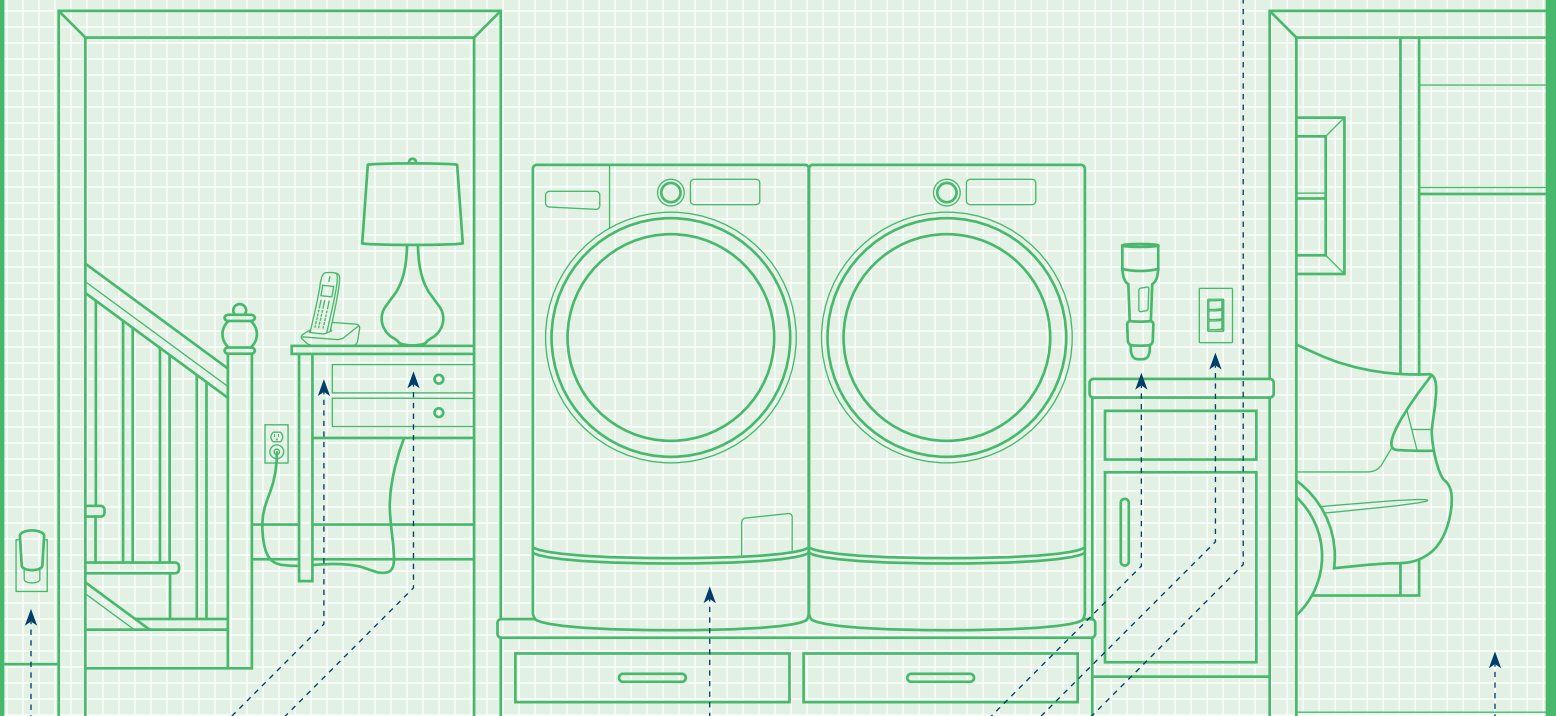
- The bed is placed in a way that allows easy access to the bathroom
- Large area rugs are secured to the floor with double-sided tape or nonslip mats (and there are no scatter or throw rugs)
- Natural light is used to the fullest by opening curtains, blinds and shades during daylight hours
- Closets have interior lights and adjustable rods and shelves



# Elsewhere and Throughout the Home

## In a "HomeFit" home ...

- ❑ Light bulbs are properly rated for the fixtures they are in and are of the highest allowed wattage



## In a "HomeFit" home ...

- ❑ The home contains some touch control lamps and devices that automatically turn lights on and off at set times
- ❑ The laundry area features an easier-to-use front-loading washer, and the washer and dryer sit on raised platforms
- ❑ A telephone is available in or near multiple rooms (including the bedroom and bathroom)
- ❑ Automatic plug-in night-lights are placed in hallways, bathrooms and near steps

## In a "HomeFit" home ...

- ❑ Smoke and carbon monoxide detectors are installed on every floor and can be heard in all bedrooms
- ❑ Traditional toggle light switches have been replaced with easier-to-use rocker panel switches
- ❑ Flashlights are kept in multiple rooms (in case of a power failure)
- ❑ There is at least one step-free entrance into the home